

**HIGH PERFORMANCE R/C MODEL FOR ADVANCED USER**




**SET-UP SHEET**

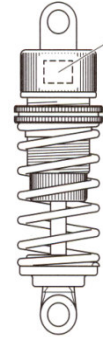
Name \_\_\_\_\_ Date \_\_\_\_\_ Track \_\_\_\_\_

Track Temp. \_\_\_\_\_ °c Grip \_\_\_\_\_

**FRONT**




Camber \_\_\_\_\_ °  
 Ride Height \_\_\_\_\_ mm  
 Stabilizer S M H  
 Toe IN - OUT = \_\_\_\_\_ °  
 Droop \_\_\_\_\_ mm

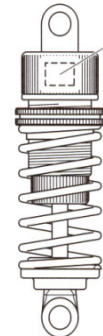


Piston \_\_\_\_\_ # holes  
 Oil \_\_\_\_\_ #  
 Spring \_\_\_\_\_  
 Limiter Inside \_\_\_\_\_ mm  
 Limiter Outside \_\_\_\_\_ mm

**REAR**



Camber \_\_\_\_\_ °  
 Ride Height \_\_\_\_\_ mm  
 Stabilizer S M H  
 Toe IN / OUT = \_\_\_\_\_ °  
 Droop \_\_\_\_\_ mm



Piston \_\_\_\_\_ # holes  
 Oil \_\_\_\_\_ #  
 Spring \_\_\_\_\_  
 Limiter Inside \_\_\_\_\_ mm  
 Limiter Outside \_\_\_\_\_ mm

**DIFF**

Gear / Ball \_\_\_\_\_

Loose ← → Tight

Motor \_\_\_\_\_ Pinion \_\_\_\_\_ T \_\_\_\_\_

Comm Drops \_\_\_\_\_

Battery \_\_\_\_\_

Plugs \_\_\_\_\_ ESC \_\_\_\_\_

Body \_\_\_\_\_

Servo \_\_\_\_\_

Ackerman Position Front - Mid - Rear \_\_\_\_\_

**TIRES & INSERTS**



Front \_\_\_\_\_

Rear \_\_\_\_\_

**WHEELBASE**

Short / Mid / Long \_\_\_\_\_

**LAP TIMES**

Pole \_\_\_\_\_

Race \_\_\_\_\_

**NOTES:**

\_\_\_\_\_  
 \_\_\_\_\_  
 \_\_\_\_\_  
 \_\_\_\_\_

\_\_\_\_\_  
 \_\_\_\_\_  
 \_\_\_\_\_  
 \_\_\_\_\_